



FLOWT

SURFBOARDS

SOFTBOARDS | HARDTOPS | SUPS



A surfboard brand designed for your summer

For summer nomads and salty friendships, sun driven minds who seek their own break to share among the tribe, and a warm night to recall stories of other waves. Fun is the name of the game and joy its final destination.

Featuring an advanced shape, available with either soft top or hard top, our surfboards adapt to your requirements and offer a reliable solution with high durability, for those sunny days at the beach with your tribe of friends.



CONTENTS

PREMIUM SCHOOL EDITION SOFTBOARDS	6
ADAPTIVE SURFING SOFTBOARDS	11
PREMIUM TANKER SOFTBOARDS	14
PREMIUM PERFORMANCE SOFTBOARDS	18
STANDARD SOFTBOARDS	22
MARSHMALLOW	28
WAVE MAGNET HARDTOPS	34
FLOW RIDER MINI MALIBU HARDTOPS	42
FLOW RIDER MALIBU HARDTOPS	46
STAND UP PADDLE SOFTBOARDS	52

SOFT

BOARDS


PREMIUM SCHOOL EDITION SOFTBOARDS



A board for those whose job consists of teaching the surfing feeling to the world. Long lasting, shock resistant and user-friendly, this is a board designed to provide beginners with the best surfing experience they could ever have, while their instructors know their material will withstand the tough conditions of surf teaching life.



FLOWT PREMIUM SOFT TECHNOLOGY



SOFTBOARDS

PREMIUM SCHOOL EDITION SOFTBOARDS

6'0 PREMIUM SOFTBOARD



HIGH DENSITY IXPE TOP
HDPE SLICK BOTTOM
REINFORCED EPS CONSTRUCTION
SF5 THROUGH DECK FINS SETUP

6'0 x 20 3/4 x 2 3/4 – 42 ltrs

6'6 PREMIUM SOFTBOARD



HIGH DENSITY IXPE TOP
HDPE SLICK BOTTOM
REINFORCED EPS CONSTRUCTION
SF5 THROUGH DECK FINS SETUP

6'6" x 22 1/4" x 2 3/4" – 52,5 ltrs

7'0 PREMIUM SOFTBOARD



HIGH DENSITY IXPE TOP
HDPE SLICK BOTTOM
REINFORCED EPS CONSTRUCTION
SF5 THROUGH DECK FINS SETUP

7'0 x 22 3/4" x 2 7/8" – 58 ltrs

SOFTBOARDS

PREMIUM SCHOOL EDITION SOFTBOARDS

7'6 PREMIUM SOFTBOARD



HIGH DENSITY IXPE TOP
HDPE SLICK BOTTOM
REINFORCED EPS CONSTRUCTION
SF5 THROUGH DECK FINS SETUP

7'6 x 22 1/2" x 3 1/2" - 75 ltrs

8'0 PREMIUM SOFTBOARD



HIGH DENSITY IXPE TOP
HDPE SLICK BOTTOM
REINFORCED EPS CONSTRUCTION
SF5 THROUGH DECK FINS SETUP

8'0 x 23" x 3 3/4" - 91 ltrs

8'6 PREMIUM SOFTBOARD



HIGH DENSITY IXPE TOP
HDPE SLICK BOTTOM
REINFORCED EPS CONSTRUCTION
SF5 THROUGH DECK FINS SETUP

8'6 x 23 1/2" x 4" - 105 ltrs



ADAPTIVE SURFING SOFTBOARDS



When the goal is making people smile and surf we are always up to it. So it was only natural that we teamed up with Adaptive Surfing Association “Surf Addict” to develop a new softboard to help them on their quest to bring surfing to everyone.



ADAPTIVE SURFING SOFTBOARDS

7'0 ADAPTIVE SURFING SOFTBOARD



HIGH DENSITY IXPE TOP
HDPE SLICK BOTTOM
REINFORCED EPS CONSTRUCTION
SF5 THROUGH DECK FINS SETUP

7' x 22 1/4" – 72 ltrs

8'0 ADAPTIVE SURFING SOFTBOARD



HIGH DENSITY IXPE TOP
HDPE SLICK BOTTOM
REINFORCED EPS CONSTRUCTION
SF5 THROUGH DECK FINS SETUP

8' x 24" – 99 ltrs




PREMIUM TANKER SOFTBOARDS



Our Tanker model is the perfect surfboard for a surfer's first lessons. Lot's of volume, great floatation, and a shape that allows you to take off easily on your first surfing experiences.



FLOWT PREMIUM SOFT TECHNOLOGY



SOFTBOARDS

PREMIUM TANKER SOFTBOARDS

8'0 SOFTBOARD SUP



HIGH DENSITY IXPE TOP
HDPE SLICK BOTTOM
REINFORCED EPS CONSTRUCTION
SF5 THROUGH DECK FINS SETUP

8'0 x 27" x 4" - 109,4 ltrs

8'0 SOFTBOARD SUP
(DECKPAD)



HIGH DENSITY IXPE TOP
HDPE SLICK BOTTOM
REINFORCED EPS CONSTRUCTION
DECKPAD WAX FREE GRIP
SF5 THROUGH DECK FINS SETUP

8'0 x 27" x 4" - 109,4 ltrs

9'0 SOFTBOARD SUP



HIGH DENSITY IXPE TOP
HDPE SLICK BOTTOM
REINFORCED EPS CONSTRUCTION
SF5 THROUGH DECK FINS SETUP

9'0 x 28" x 4 1/4" - 137,5 ltrs

9'0 SOFTBOARD SUP
(DECKPAD)



HIGH DENSITY IXPE TOP
HDPE SLICK BOTTOM
REINFORCED EPS CONSTRUCTION
DECKPAD WAX FREE GRIP
SF5 THROUGH DECK FINS SETUP

9'0 x 28" x 4 1/4" - 137,5 ltrs



PREMIUM PERFORMANCE SOFTBOARDS



Looking for a safe board with great performance? This one is for you: an epoxy bottom and soft top surfboard that will assure all surfers don't get hurt while giving them the chance to ride plenty of waves with a more performance approach to their surfing.



FLOWT PREMIUM EPS SOFT TECHNOLOGY



SOFTBOARDS

PREMIUM PERFORMANCE SOFTBOARDS

6'0 PREMIUM PERFORMANCE SOFTBOARD



HIGH DENSITY IXPE TOP
EPS BOTTOM
REINFORCED EPS CONSTRUCTION
SF5 THROUGH DECK FINS SETUP

6'0 x 21" x 2 1/2" – 38 ltrs

6'6 PREMIUM PERFORMANCE SOFTBOARD



HIGH DENSITY IXPE TOP
EPS BOTTOM
REINFORCED EPS CONSTRUCTION
SF5 THROUGH DECK FINS SETUP

6'6 x 20 1/2" x 2 5/8" – 43 ltrs

7'0 PREMIUM PERFORMANCE SOFTBOARD



HIGH DENSITY IXPE TOP
EPS BOTTOM
REINFORCED EPS CONSTRUCTION
SF5 THROUGH DECK FINS SETUP

7'0 x 21 3/4" x 2 11/16" – 50 ltrs




STANDARD SOFTBOARDS



Want to start catching waves on your own? Well, the standard models offer a wide range of Softboards for both whitewater warriors and green wave gliders that have one thing in common: they are easy and safe to surf with.



FLOWT STANDARD SOFT TECHNOLOGY



SOFTBOARDS

STANDARD SOFTBOARDS

6'0 STANDARD SOFTBOARD



IXPE TOP
HDPE BOTTOM
EPS CONSTRUCTION
SF5 THROUGH DECK FINS SETUP

6'0 x 20" x 2 1/2" - 37 ltrs

6'6 STANDARD SOFTBOARD



IXPE TOP
HDPE BOTTOM
EPS CONSTRUCTION
SF5 THROUGH DECK FINS SETUP

6'6 x 20 3/8" x 2 5/8" - 41 ltrs

7'0 STANDARD SOFTBOARD



IXPE TOP
HDPE BOTTOM
EPS CONSTRUCTION
SF5 THROUGH DECK FINS SETUP

7'0 x 22 3/4" x 2 7/8" - 54 ltrs

7'0 STANDARD SOFTBOARD



IXPE TOP
HDPE BOTTOM
EPS CONSTRUCTION
SF5 THROUGH DECK FINS SETUP

7'0 x 22 3/4" x 2 7/8" - 54 ltrs

SOFTBOARDS

STANDARD SOFTBOARDS

7'6 STANDARD SOFTBOARD



IXPE TOP
HDPE BOTTOM
EPS CONSTRUCTION
SF5 THROUGH DECK FINS SETUP

7'6 x 23" x 3" - 64 ltrs

8'0 STANDARD SOFTBOARD



IXPE TOP
HDPE BOTTOM
EPS CONSTRUCTION
SF5 THROUGH DECK FINS SETUP

8'0 x 23" x 3 1/2" - 78,8 ltrs

8'6 STANDARD SOFTBOARD



IXPE TOP
HDPE BOTTOM
EPS CONSTRUCTION
SF5 THROUGH DECK FINS SETUP

8'6 x 23 1/2" x 4" - 95 ltrs

SOFTBOARDS

STANDARD WIDE SOFTBOARDS

7'0 WIDE STANDARD SOFTBOARD



IXPE TOP
HDPE BOTTOM
EPS CONSTRUCTION
SF5 THROUGH DECK FINS SETUP
PVC HANDLE ON BOTTOM

7'0 x 24 1/2" x 3 1/2" - 74,15 ltrs

7'6 WIDE STANDARD SOFTBOARD



IXPE TOP
HDPE BOTTOM
EPS CONSTRUCTION
SF5 THROUGH DECK FINS SETUP
PVC HANDLE ON BOTTOM

7'6 x 24 3/4" x 3 3/4" - 88 ltrs

8'0 WIDE STANDARD SOFTBOARD



IXPE TOP
HDPE BOTTOM
EPS CONSTRUCTION
SF5 THROUGH DECK FINS SETUP
PVC HANDLE ON BOTTOM

8'0 x 25" x 4" - 100 ltrs




MARSHMALLOW SOFTBOARDS



Flowt is all about new surfing experiences and this model is all about having fun. It's a summer day and waves are small and rippable, perfect conditions to surf with your Marshmallow. Because of its thin rails and radical shape, you can choose a more performance approach while trying out different lines and sensations on waves.



FLOWT MARSHMALLOW SOFT TECHNOLOGY



SOFTBOARDS

STINGRAY AND MARSHMALLOW SOFTBOARDS

5'0 MARSHMALLOW
GREEN



HD PE SOFT TOP
FAST EPOXY BOTTOM
THRUSTER/QUAD FINS SETUP

5'0 x 20" x 2 1/4" - 27,3 ltrs

5'3 MARSHMALLOW
BLUE



HD PE SOFT TOP
FAST EPOXY BOTTOM
THRUSTER/QUAD FINS SETUP

5'3 x 21 7/8" x 2 3/8" - 31,6 ltrs

5'6 MARSHMALLOW
GREEN



HD PE SOFT TOP
FAST EPOXY BOTTOM
THRUSTER/QUAD FINS SETUP

5'6 x 20 1/2" x 2 5/16" - 31,2 ltrs

SOFTBOARDS

5'9 MARSHMALLOW
BLUE



HD PE SOFT TOP
FAST EPOXY BOTTOM
THRUSTER/QUAD FINS SETUP

5'9 x 20 3/4" x 2 1/2" – 35,7 ltrs

5'11 MARSHMALLOW
ORANGE



HD PE SOFT TOP
FAST EPOXY BOTTOM
THRUSTER/QUAD FINS SETUP

5'11 x 22" x 2 5/8" – 42 ltrs

5'3 MARSHMALLOW
STINGRAY



HD PE SOFT TOP
FAST EPOXY BOTTOM
THRUSTER/QUAD FINS SETUP

5'3 x 21" x 2 3/8" – 33 ltrs

HARD

TOPS

WAVE MAGNET PERFORMANCE HARDTOPS



Snaps, Floaters, Carves, Airs... This is the board you'll discover all of those exciting turns with. Designed to get into waves like a malibu and to knife into them like a shortboard, this is the perfect surfboard for those who want to explore performance surfing for the first time.



FLOWT XFLEX HARDTOP TECHNOLOGY



HARDTOPS

WAVE MAGNET EPS SHORTBOARD

5'8 WAVE MAGNET EPS
SHORTBOARD



EPOXY SHORTBOARD
BIAXIAL LAMINATION TECHNOLOGY
THRUSTER FINS SETUP

5'8 x 20 3/4" x 21/2" - 34 ltrs

6'0 WAVE MAGNET EPS
SHORTBOARD



EPOXY SHORTBOARD
BIAXIAL LAMINATION TECHNOLOGY
THRUSTER FINS SETUP

6'0 x 21" x 2 5/8" - 38,5 ltrs

6'4 WAVE MAGNET EPS
SHORTBOARD



EPOXY SHORTBOARD
BIAXIAL LAMINATION TECHNOLOGY
THRUSTER FINS SETUP

6'4 x 21 1/2" x 2 3/4" - 44 ltrs

5'8 WAVE MAGNET EPS CLEAR
CARBON SHORTBOARD



EPOXY SHORTBOARD
BIAXIAL LAMINATION TECHNOLOGY
CARBON STRINGER REINFORCEMENT
THRUSTER FINS SETUP

5'8 x 20 3/4" x 21 1/2" - 34 ltrs

6'0 WAVE MAGNET EPS CLEAR
CARBON SHORTBOARD



EPOXY SHORTBOARD
BIAXIAL LAMINATION TECHNOLOGY
CARBON STRINGER REINFORCEMENT
THRUSTER FINS SETUP

6'0 x 21" x 2 5/8" - 38,5 ltrs

6'4 WAVE MAGNET EPS CLEAR
CARBON SHORTBOARD



EPOXY SHORTBOARD
BIAXIAL LAMINATION TECHNOLOGY
CARBON STRINGER REINFORCEMENT
THRUSTER FINS SETUP

6'4 x 21 1/2" x 2 3/4" - 44 ltrs

HARDTOPS

WAVE MAGNET ECO EPS SHORTBOARD

5'8 WAVE MAGNET ECO EPS SHORTBOARD



ECO EPOXY SHORTBOARD
BIAXIAL LAMINATION TECHNOLOGY
CARBON STRINGER REINFORCEMENT
THRUSTER FINS SETUP

5'8 x 20 3/4" x 21/2" - 34 ltrs

6'0 WAVE MAGNET ECO EPS SHORTBOARD



ECO EPOXY SHORTBOARD
BIAXIAL LAMINATION TECHNOLOGY
CARBON STRINGER REINFORCEMENT
THRUSTER FINS SETUP

6'0 x 21" x 2 5/8" - 38,5 ltrs

6'4 WAVE MAGNET ECO EPS SHORTBOARD



ECO EPOXY SHORTBOARD
BIAXIAL LAMINATION TECHNOLOGY
CARBON STRINGER REINFORCEMENT
THRUSTER FINS SETUP

6'4 x 21 1/2" x 2 3/4" - 44 ltrs

HARDTOPS

WAVE MAGNET FISH EPS SHORTBOARD

5'8 MAGNET FISH EPS SHORTBOARD



EPOXY SHORTBOARD
BIAXIAL LAMINATION TECHNOLOGY
THRUSTER OR QUAD FINS SETUP

5'8 x 20" x 2 1/2" - 33,15 ltrs

6'0 MAGNET FISH EPS SHORTBOARD



EPOXY SHORTBOARD
BIAXIAL LAMINATION TECHNOLOGY
THRUSTER OR QUAD FINS SETUP

6'0 x 21" x 2 5/8" - 38,75 ltrs

6'4 MAGNET FISH EPS SHORTBOARD



EPOXY SHORTBOARD
BIAXIAL LAMINATION TECHNOLOGY
THRUSTER OR QUAD FINS SETUP

6'4 x 21 1/2" x 2 3/4" - 44 ltrs

**5'8 MAGNET FISH EPS CLEAR
CARBON SHORTBOARD**



EPOXY SHORTBOARD
BIAXIAL LAMINATION TECHNOLOGY
CARBON STRINGER REINFORCEMENT
THRUSTER OR QUAD FINS SETUP

5'8 x 20" x 2 1/2" - 34 ltrs

**6'0 MAGNET FISH EPS CLEAR
CARBON SHORTBOARD**



EPOXY SHORTBOARD
BIAXIAL LAMINATION TECHNOLOGY
CARBON STRINGER REINFORCEMENT
THRUSTER OR QUAD FINS SETUP

6'0 x 21" x 2 5/8" - 38,75 ltrs

**6'4 MAGNET FISH EPS CLEAR
CARBON SHORTBOARD**



EPOXY SHORTBOARD
BIAXIAL LAMINATION TECHNOLOGY
CARBON STRINGER REINFORCEMENT
THRUSTER OR QUAD FINS SETUP

6'4 x 21 1/2" x 2 3/4" - 44 ltrs



FLOW RIDER MINI MALIBU HARDTOPS



To provide weekend warriors or daily surfers loads of fun, that's this model's goal. Its volume and shape let surfers glide easily into waves and ride them effortlessly on the small days that ask for a more relaxed surfing approach.



FLOWT XFLEX MALIBU TECHNOLOGY



HARDTOPS

FLOW RIDER EPS MIN MALIBU

6'0 FLOW RIDER MINI MALIBU



EPOXY MALIBU
SUPER STRONG BIAXIAL TECH
THRUSTER FINS SETUP

6'0 x 21 1/4" x 2 5/8" - 39,5 ltrs

6'4 FLOW RIDER MINI MALIBU



EPOXY MALIBU
SUPER STRONG BIAXIAL TECH
THRUSTER FINS SETUP

6'4 x 21 1/2" x 2 5/8" - 42,7 ltrs

6'8 FLOW RIDER MINI MALIBU



EPOXY MALIBU
SUPER STRONG BIAXIAL TECH
THRUSTER FINS SETUP

6'8 x 21 3/4" x 2 3/4" - 48 ltrs



FLOW RIDER MALIBU HARDTOPS



The perfect surfboard for surfers stepping out of the foam boards or surfers with a more relaxed approach to surfing. The round nose and larger size allow for an easy paddle, while its hard rails let you turn left and right for a ride you won't soon forget.



FLOWT CFLEX MALIBU TECHNOLOGY



Epoxy Resin + Fiberglass
(Top and Bottom Lamination)

Biaxial Fiberglass
Reinforced Construction

Future Fins
Thruster Setup

Clear Coat Finish

EPS Foam Core



HARDTOPS

FLOW RIDER EPS MALIBU

7'2 FLOW RIDER MALIBU



EPOXY MALIBU
SUPER STRONG BIAXIAL TECH
THRUSTER FINS SETUP

7'2 x 21 3/4" x 2 5/8" - 49,5 ltrs

7'6 FLOW RIDER MALIBU



EPOXY MALIBU
SUPER STRONG BIAXIAL TECH
THRUSTER FINS SETUP

7'6 x 22 1/2" x 2 7/8" - 58 ltrs

8'0 FLOW RIDER MALIBU



EPOXY MALIBU
SUPER STRONG BIAXIAL TECH
THRUSTER FINS SETUP

8'0 x 23" x 3" - 66 ltrs

8'6 FLOW RIDER MALIBU



EPOXY MALIBU
SUPER STRONG BIAXIAL TECH
THRUSTER FINS SETUP

8'6 x 23" x 3 1/4" - 77,6 ltrs



STAND UP

PADDLES

STAND UP PADDLE SURFBOARDS



Is it flat? Want to go for a stroll as the sun sets? Our SUPs are perfect for a calm paddle along the beach. Thick and wide, it will smoothly glide through the water. And... it will also allow you to catch a wave back to shore!



STAND UP PADDLES

10'6 SOFTBOARD SUP



IXPE TOP WITH EVA RAILS
HDPE BOTTOM
EVA RUBBER RAILS PROTECTION
EPS CONSTRUCTION
ANTI SLIP DECKPAD


10'6 x 32" x 4 3/8" – 183 ltrs

11'0 SOFTBOARD SUP



IXPE TOP WITH EVA RAILS
HDPE BOTTOM
EVA RUBBER RAILS PROTECTION
EPS CONSTRUCTION
ANTI SLIP DECKPAD

11' x 32" x 4 1/2" – 200 ltrs



Join our summer tribe



flowtsurfboards.com



facebook.com/flowtsurf



instagram.com/flowtsurfboards